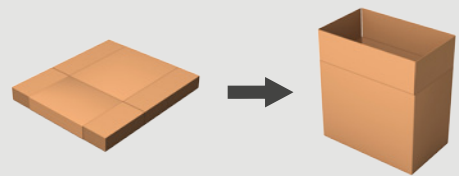


CASE ERECTOR CE-11-XL

The Pattyn case erector CE-11-XL automatically forms new or re-used RSC boxes or telescopic boxes. The bottom flaps can be closed with hot melt.



COMBINE WITH
**INTEGRATED
PALLET
DESTACKER**

No box too big to handle

- Trouble-free case erecting of pallet sized boxes.
- Eliminates non-ergonomic manual labour.
- Boxes are made just in time. Storage area for preassembled boxes is no longer needed.

High autonomy

- Up to 2 cases/minute.
- Continuous operation thanks to the automatic infeed of cartons on a pallet and outfeed of empty pallets.



Watch our videos
at pattyn.com

TECHNICAL SPECIFICATIONS CE-11-XL

Perfectly controlled case erecting

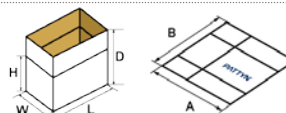
- The plano picker with vacuum cups automatically picks up the carton from a pallet.
- Specially designed vacuum grippers for telescopic boxes to hold the inside carton during carton opening.

Modular and flexible design

- Automatic outfeed from empty pallet (optional).
- Modular design with pallet infeed from 3 sides possible.
- Save floor space with integrated pallet destacker.

CE-11-XL is standard equipped with:

- Colour touch panel

CASE DIMENSIONS (For other dimensions, please contact Pattyn)	
Type	Telescopic or standard boxes, virgin or re-used
Range (L x W // D) mm	Min. 1000 (L) x 700 (W) // 1000 (D) Max. 1200 (L) x 1000 (W) // 1500 (D)
Range (A x B) mm	Min. 1700 (A) x 1350 (B) Max. 2200 (A) x 2000 (B) Length – height relation: D/L < 1,3 Outside dimensions
	
OUTPUT AND CONSUMPTION	
Output	Standard up to 2 c/min
Installed power	5 kW
Voltage	3 x 400 V + N + E / 50 Hz
Air supply	6 bar / 1/2"
Air consumption	320 NL / cycle
Weight	1800 kg
OPTIONS (more options are available, please contact Pattyn)	
Integrated pallet destacker with optional slip sheet dispenser	
Additional pallet position for high autonomy	
Automatic pallet infeed and pallet outfeed	
Hot melt unit for bottom flaps	
Flaps down unit	
Access point for remote support	
Stainless steel execution	

For more details or specific requirements about the XL Case Erector or regarding the erecting of octabins, please contact us.



Pallet infeed



Plano picker

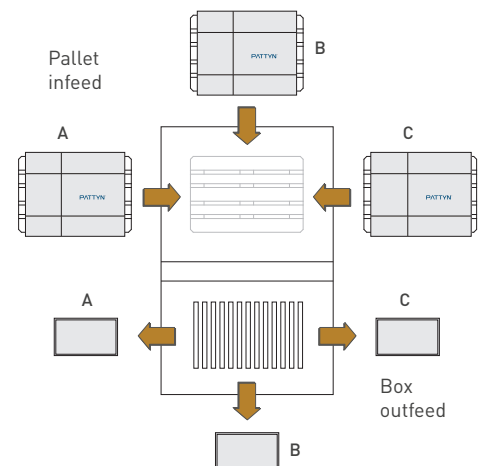


Frame for box opening



Optional hot melt unit

Modular design with pallet infeed and box outfeed from 3 sides possible.



Pattyn Packing Lines nv
Industriepark 'Blauwe Toren'
Hoge Hul 2, 8000 Brugge - Belgium

T +32 (0) 50 450 480
info@pattyn.com
www.pattyn.com



The description, pictures and information given have an indicative value. We reserve the right to make changes without notice. Information and content is property of Pattyn. For customised executions please contact Pattyn. CE-11-XL 2017 - V01

PATTYN®

Turnkey solutions for industrial packaging.